



Results January - December 2023

5.76 ★

★ Maximum
≥ 5.25


● Target
5.05 - 5.24

● Threshold
4.75 - 5.04

● To be improved
< 4.75

Environmental monitoring N° Parameters on MALs

Goal: 0



Accumulated result

Inmaculada	+1 pt
Sipán	+1 pt
Arcata	+1 pt
Ares	+1 pt
Selene	+1 pt
Pallancata	+1 pt
San José	N/A

Environmental Audits N° of observations

Goal ≤ 2



Accumulated result

N° of audits: 8

Inmaculada	+1.5 pts
Sipán	+1.5 pts
Pallancata	+1.5 pts
Ares	+1.5 pts
Selene	+1.5 pts
Arcata	+1.5 pts
San José	+1 pt

Environmental incidents

Goal: 0




Accumulated result

Sipán	+2pts
Arcata	+2pts
Selene	+2pts
Ares	+2pts
San José	+2pts
Pallancata	+2pts
Inmaculada	+1pt

Environmental Management

Water consumption


Goal ≤ 193 L



215 L (person/day)	Pallancata	+1 pt
204 L (person/day)	Selene	+1 pt
184 L (person/day)	San José	+1.5 pts
152 L (person/day)	Inmaculada	+1.5 pts
142 L (person/day)	Arcata	+1.5 pts
133 L (person/day)	Ares	+1.5 pts
109L (person/day)	Sipán	+1.5 pts

Waste generation

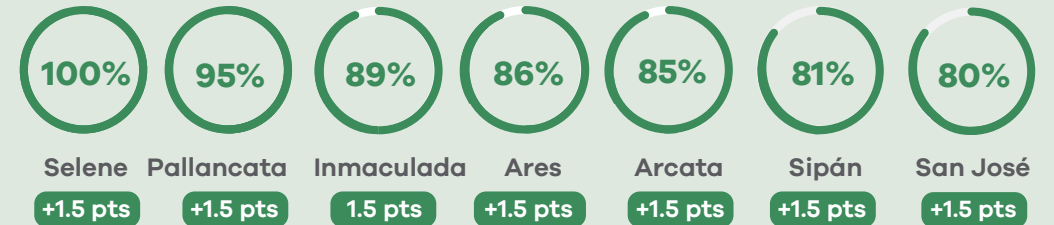
Goal ≤ 1 kg



1.32 kg (person/day)	San José	+1 pt
1.31 kg (person/day)	Pallancata	+1 pt
1.07 kg (person/day)	Selene	+1 pt
0.97 kg (person/day)	Inmaculada	+1.5 pts
0.87 kg (person/day)	Ares	+1.5 pts
0.87 kg (person/day)	Arcata	+1.5 pts
0.10 kg (person/day)	Sipán	+1.5 pts

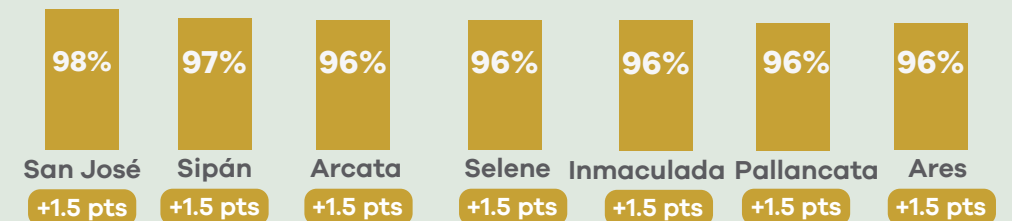
% Marketable waste Sold with respect to accumulated

Goal ≥ 75%



CPI (Performance and Compliance Index)

Goal ≥ 95%



Environmental Management Result:

Ares	Arcata	Inmaculada	Sipán	San José	Selene	Pallancata
+1.5 pts	+1.5 pts	+1.5 pts	+1.5 pts	+1.4 pts	+1.3 pts	+1.3 pts